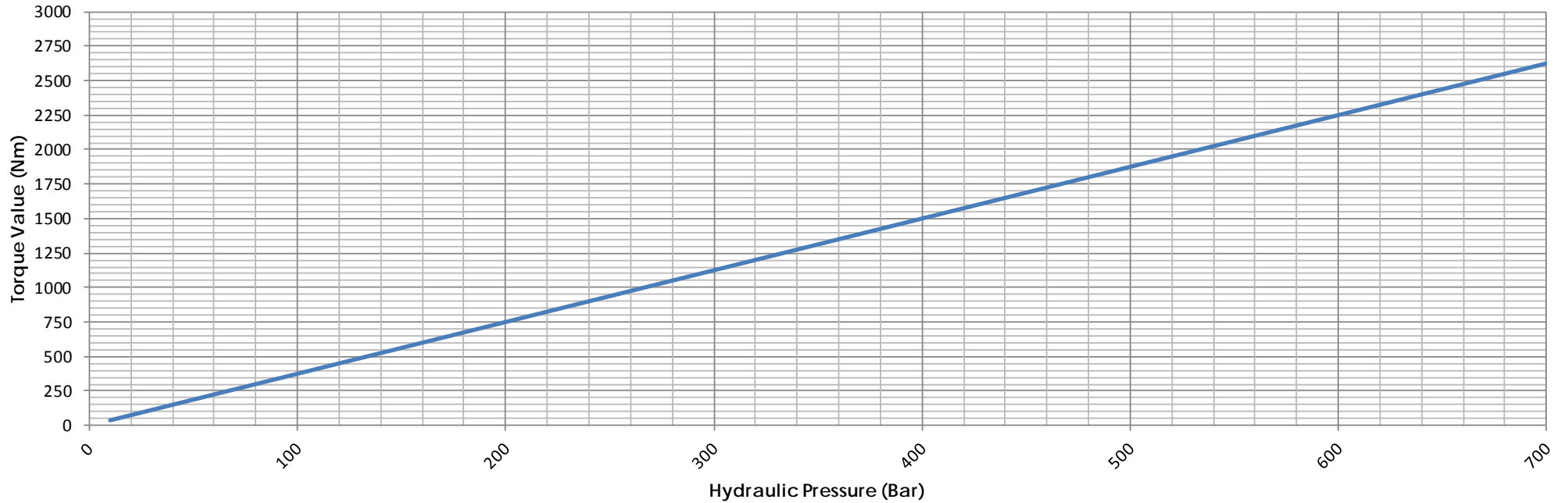
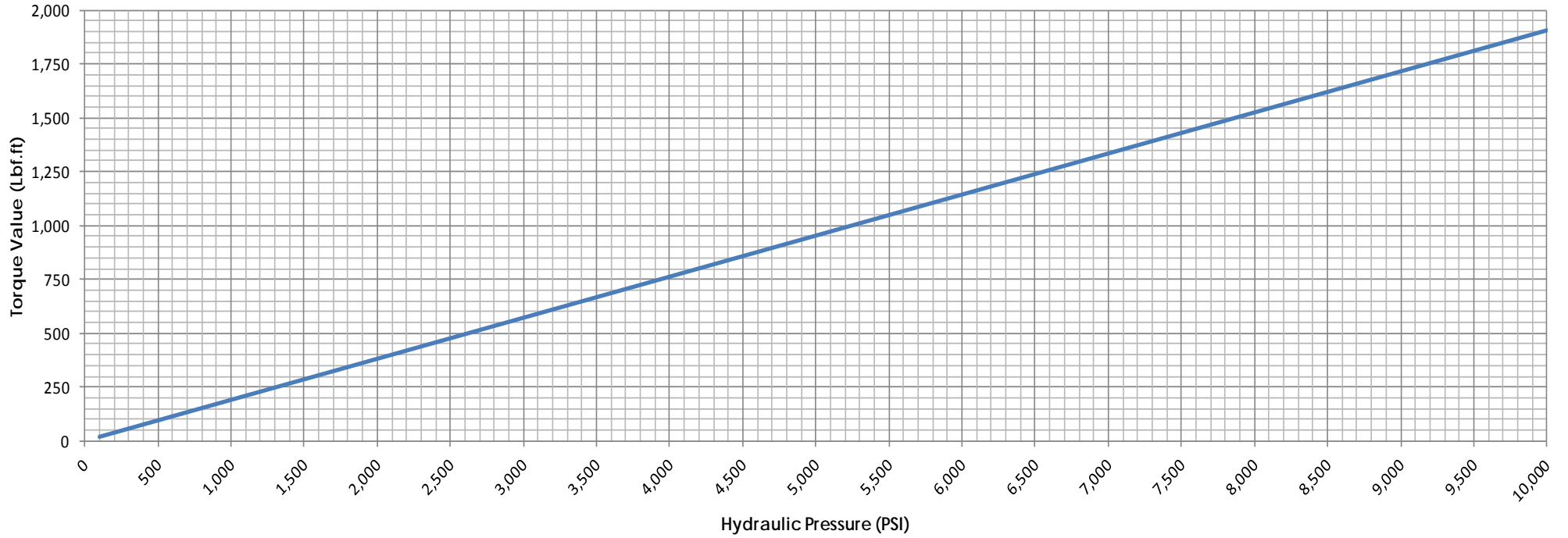


**TWH-27N Torque/Pressure Conversion Chart (Nm/Bar)  
Hex Link AF Range 1.1/16" to 1.13/16" (24 mm to 46mm)**



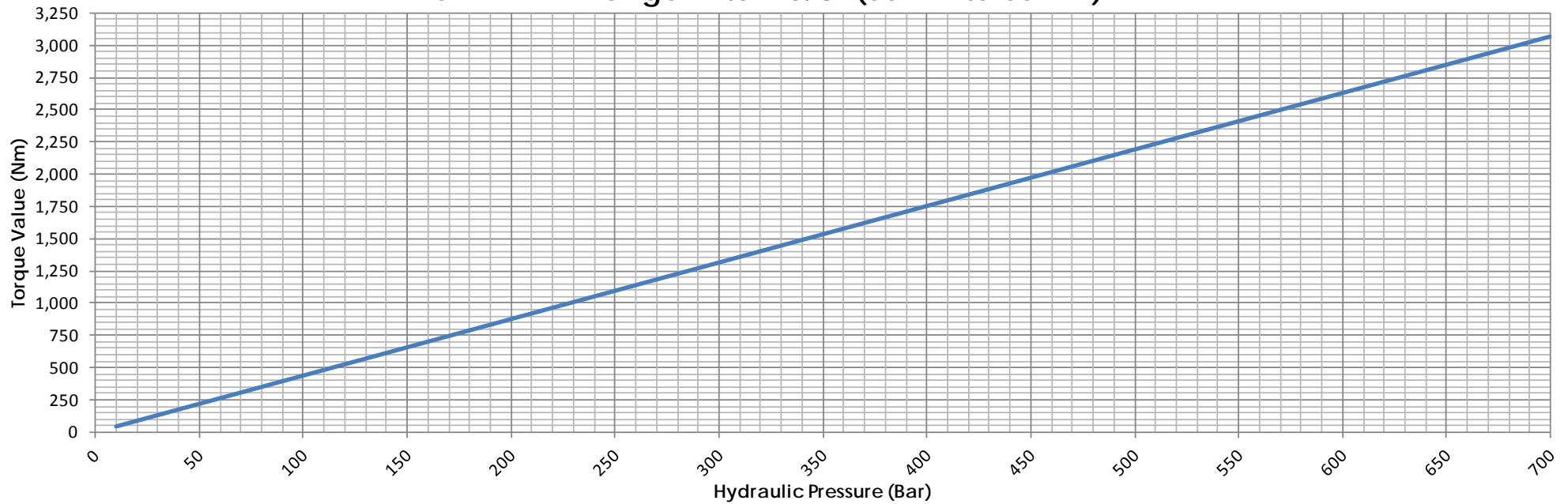
Hydraulic Pressure (Bar)	Torque Value (Nm)	Hydraulic Pressure (Bar)	Torque Value (Nm)	Hydraulic Pressure (Bar)	Torque Value (Nm)	Hydraulic Pressure (Bar)	Torque Value (Nm)	Hydraulic Pressure (Bar)	Torque Value (Nm)	Hydraulic Pressure (Bar)	Torque Value (Nm)	Hydraulic Pressure (Bar)	Torque Value (Nm)
10	38	110	413	210	788	310	1,163	410	1,538	510	1,913	610	2,288
20	75	120	450	220	825	320	1,200	420	1,575	520	1,950	620	2,325
30	113	130	488	230	863	330	1,238	430	1,613	530	1,988	630	2,363
40	150	140	525	240	900	340	1,275	440	1,650	540	2,025	640	2,400
50	188	150	563	250	938	350	1,313	450	1,688	550	2,063	650	2,438
60	225	160	600	260	975	360	1,350	460	1,725	560	2,100	660	2,475
70	263	170	638	270	1,013	370	1,388	470	1,763	570	2,138	670	2,513
80	300	180	675	280	1,050	380	1,425	480	1,800	580	2,175	680	2,550
90	338	190	713	290	1,088	390	1,463	490	1,838	590	2,213	690	2,588
100	375	200	750	300	1,125	400	1,500	500	1,875	600	2,250	700	2,625

**TWH-27N Torque/Pressure Conversion Chart (Lbf.ft/PSI)  
Hex Link AF Range 1.1/16" to 1.13/16" (24mm to 46mm)**



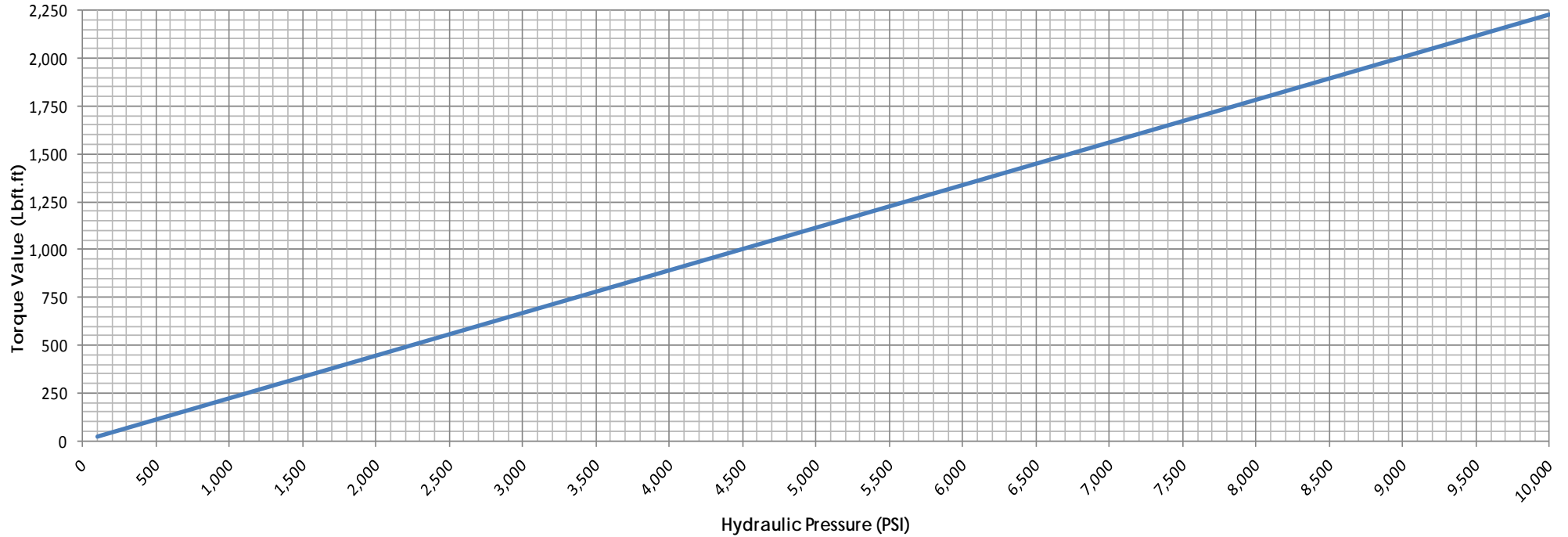
Hydraulic Pressure (PSI)	Torque Value (Lbf.ft)	Hydraulic Pressure (PSI)	Torque Value (Lbf.ft)	Hydraulic Pressure (PSI)	Torque Value (Lbf.ft)	Hydraulic Pressure (PSI)	Torque Value (Lbf.ft)	Hydraulic Pressure (PSI)	Torque Value (Lbf.ft)	Hydraulic Pressure (PSI)	Torque Value (Lbf.ft)	Hydraulic Pressure (PSI)	Torque Value (Lbf.ft)	Hydraulic Pressure (PSI)	Torque Value (Lbf.ft)	Hydraulic Pressure (PSI)	Torque Value (Lbf.ft)	Hydraulic Pressure (PSI)	Torque Value (Lbf.ft)
100	19	1,100	210	2,100	400	3,100	591	4,100	781	5,100	972	6,100	1,163	7,100	1,353	8,100	1,544	9,100	1,734
200	38	1,200	229	2,200	419	3,200	610	4,200	801	5,200	991	6,200	1,182	7,200	1,372	8,200	1,563	9,200	1,754
300	57	1,300	248	2,300	438	3,300	629	4,300	820	5,300	1,010	6,300	1,201	7,300	1,391	8,300	1,582	9,300	1,773
400	76	1,400	267	2,400	457	3,400	648	4,400	839	5,400	1,029	6,400	1,220	7,400	1,410	8,400	1,601	9,400	1,792
500	95	1,500	286	2,500	477	3,500	667	4,500	858	5,500	1,048	6,500	1,239	7,500	1,430	8,500	1,620	9,500	1,811
600	114	1,600	305	2,600	496	3,600	686	4,600	877	5,600	1,067	6,600	1,258	7,600	1,449	8,600	1,639	9,600	1,830
700	133	1,700	324	2,700	515	3,700	705	4,700	896	5,700	1,086	6,700	1,277	7,700	1,468	8,700	1,658	9,700	1,849
800	152	1,800	343	2,800	534	3,800	724	4,800	915	5,800	1,105	6,800	1,296	7,800	1,487	8,800	1,677	9,800	1,868
900	172	1,900	362	2,900	553	3,900	743	4,900	934	5,900	1,125	6,900	1,315	7,900	1,506	8,900	1,696	9,900	1,887
1,000	191	2,000	381	3,000	572	4,000	762	5,000	953	6,000	1,144	7,000	1,334	8,000	1,525	9,000	1,715	10,000	1,906

**TWH-27N Torque/Pressure Conversion Chart (Nm/Bar)**  
Hex Link AF Range 2" to 2.3/8" (50mm to 60mm)



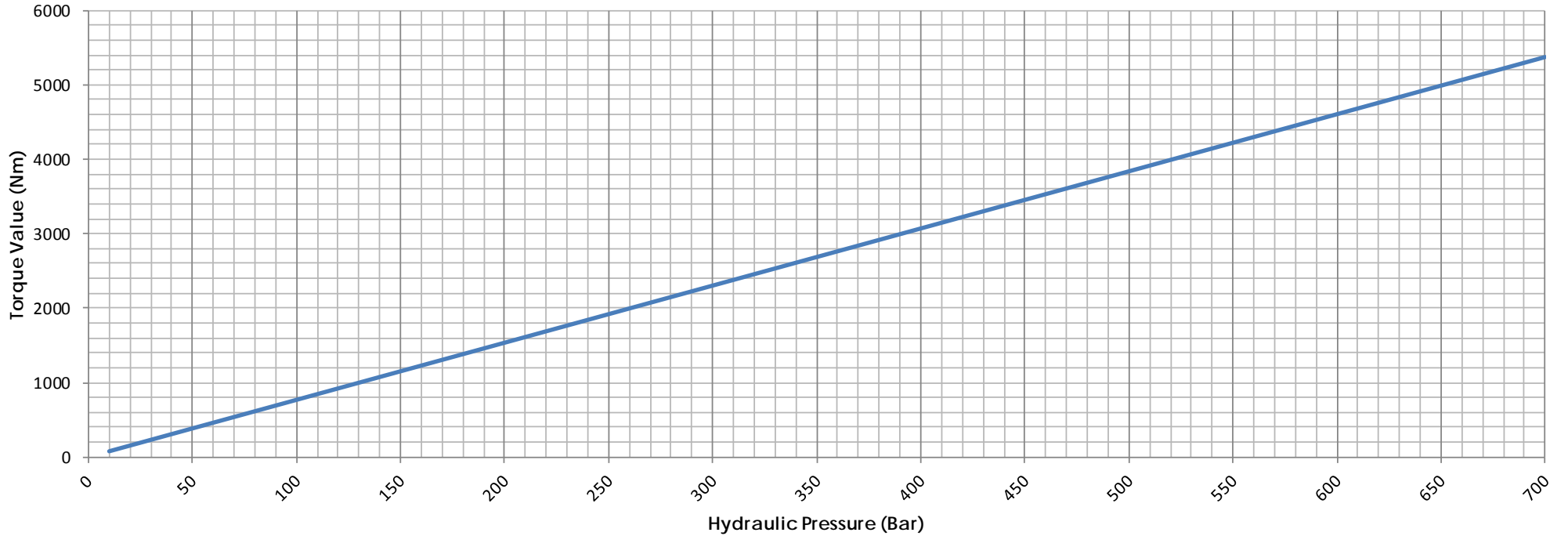
Hydraulic Pressure (Bar)	Torque Value (Nm)	Hydraulic Pressure (Bar)	Torque Value (Nm)	Hydraulic Pressure (Bar)	Torque Value (Nm)	Hydraulic Pressure (Bar)	Torque Value (Nm)	Hydraulic Pressure (Bar)	Torque Value (Nm)	Hydraulic Pressure (Bar)	Torque Value (Nm)	Hydraulic Pressure (Bar)	Torque Value (Nm)
10	44	110	482	210	920	310	1,359	410	1,797	510	2,235	610	2,674
20	88	120	526	220	964	320	1,403	420	1,841	520	2,279	620	2,717
30	131	130	570	230	1,008	330	1,446	430	1,885	530	2,323	630	2,761
40	175	140	614	240	1,052	340	1,490	440	1,929	540	2,367	640	2,805
50	219	150	657	250	1,096	350	1,534	450	1,972	550	2,411	650	2,849
60	263	160	701	260	1,140	360	1,578	460	2,016	560	2,454	660	2,893
70	307	170	745	270	1,183	370	1,622	470	2,060	570	2,498	670	2,937
80	351	180	789	280	1,227	380	1,666	480	2,104	580	2,542	680	2,980
90	394	190	833	290	1,271	390	1,709	490	2,148	590	2,586	690	3,024
100	438	200	877	300	1,315	400	1,753	500	2,192	600	2,630	700	3,068

## TWH-27N Torque/Pressure Conversion Chart (Lbf.ft/PSI) Hex Link AF Range 2" to 2.3/8" (50mm to 60mm)



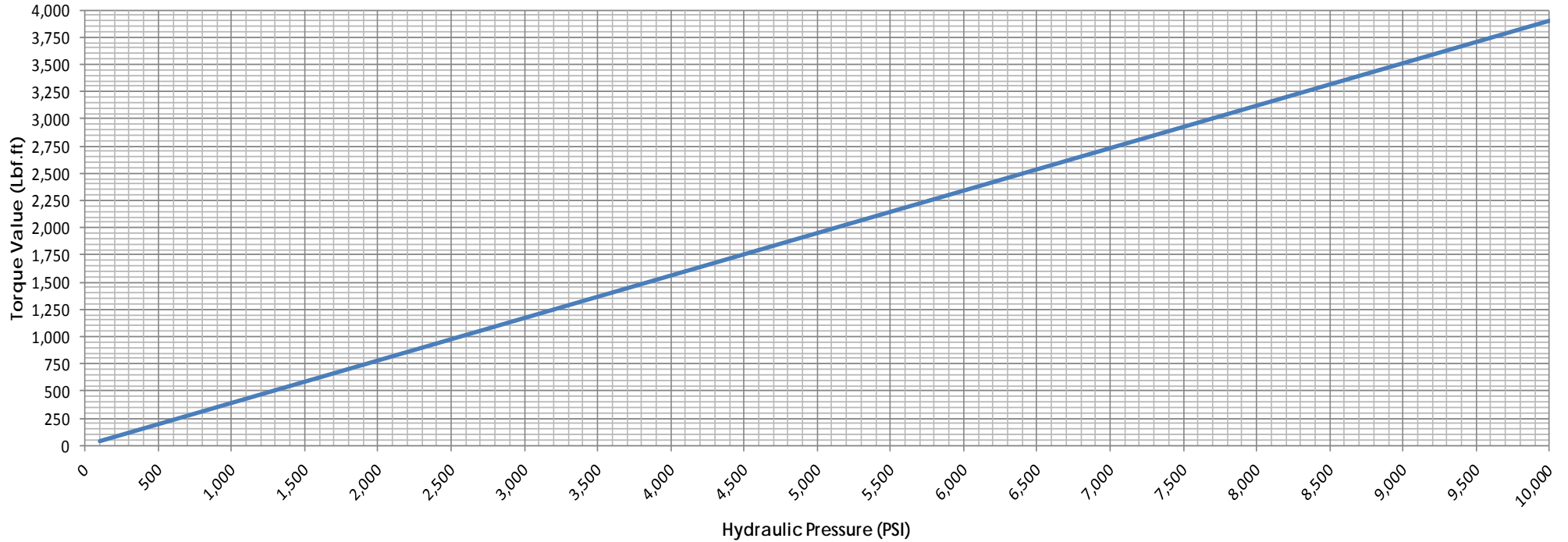
Hydraulic Pressure (PSI)	Torque Value (Lbf.ft)	Hydraulic Pressure (PSI)	Torque Value (Lbf.ft)	Hydraulic Pressure (PSI)	Torque Value (Lbf.ft)	Hydraulic Pressure (PSI)	Torque Value (Lbf.ft)	Hydraulic Pressure (PSI)	Torque Value (Lbf.ft)	Hydraulic Pressure (PSI)	Torque Value (Lbf.ft)	Hydraulic Pressure (PSI)	Torque Value (Lbf.ft)	Hydraulic Pressure (PSI)	Torque Value (Lbf.ft)	Hydraulic Pressure (PSI)	Torque Value (Lbf.ft)	Hydraulic Pressure (PSI)	Torque Value (Lbf.ft)
100	22	1,100	245	2,100	468	3,100	691	4,100	913	5,100	1,136	6,100	1,359	7,100	1,582	8,100	1,805	9,100	2,027
200	45	1,200	267	2,200	490	3,200	713	4,200	936	5,200	1,159	6,200	1,381	7,200	1,604	8,200	1,827	9,200	2,050
300	67	1,300	290	2,300	512	3,300	735	4,300	958	5,300	1,181	6,300	1,404	7,300	1,626	8,300	1,849	9,300	2,072
400	89	1,400	312	2,400	535	3,400	758	4,400	980	5,400	1,203	6,400	1,426	7,400	1,649	8,400	1,872	9,400	2,094
500	111	1,500	334	2,500	557	3,500	780	4,500	1,003	5,500	1,225	6,500	1,448	7,500	1,671	8,500	1,894	9,500	2,117
600	134	1,600	356	2,600	579	3,600	802	4,600	1,025	5,600	1,248	6,600	1,470	7,600	1,693	8,600	1,916	9,600	2,139
700	156	1,700	379	2,700	602	3,700	824	4,700	1,047	5,700	1,270	6,700	1,493	7,700	1,716	8,700	1,938	9,700	2,161
800	178	1,800	401	2,800	624	3,800	847	4,800	1,069	5,800	1,292	6,800	1,515	7,800	1,738	8,800	1,961	9,800	2,183
900	201	1,900	423	2,900	646	3,900	869	4,900	1,092	5,900	1,315	6,900	1,537	7,900	1,760	8,900	1,983	9,900	2,206
1,000	223	2,000	446	3,000	668	4,000	891	5,000	1,114	6,000	1,337	7,000	1,560	8,000	1,782	9,000	2,005	10,000	2,228

**TWH-54N Torque/Pressure Conversion Chart (Nm/Bar)  
Hex Link AF Range 1.7/8" to 2.9/16" (38mm to 65mm)**



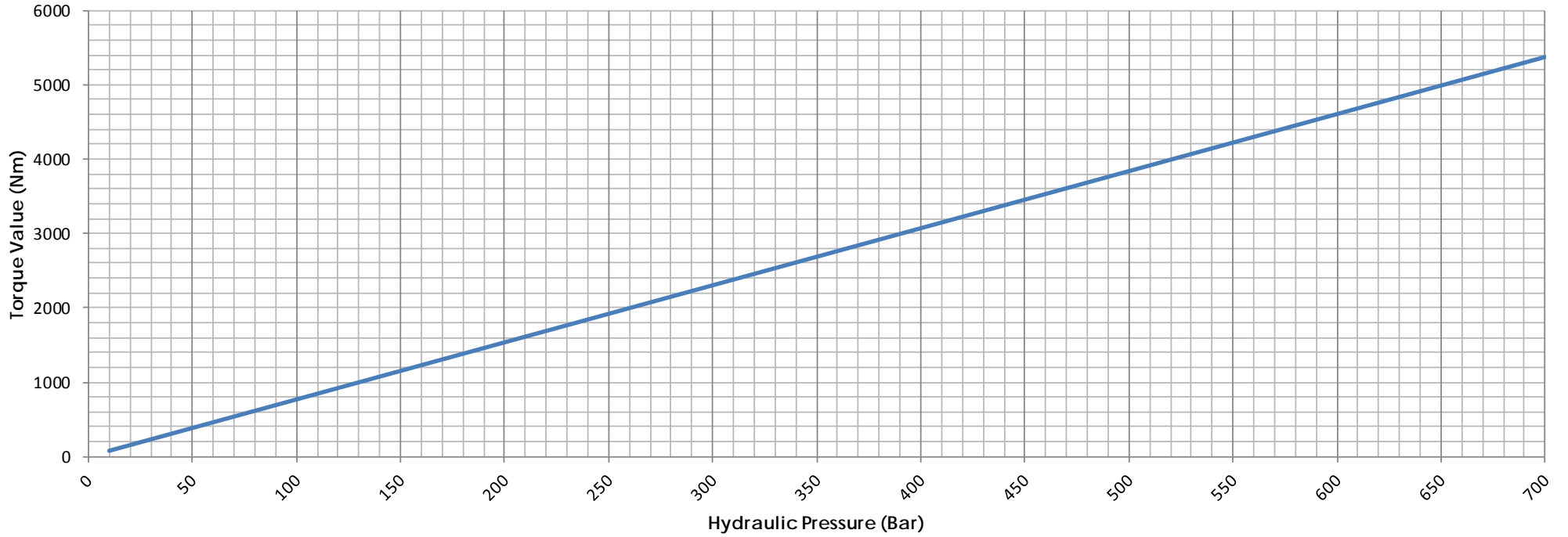
Hydraulic Pressure (Bar)	Torque Value (Nm)	Hydraulic Pressure (Bar)	Torque Value (Nm)	Hydraulic Pressure (Bar)	Torque Value (Nm)	Hydraulic Pressure (Bar)	Torque Value (Nm)	Hydraulic Pressure (Bar)	Torque Value (Nm)	Hydraulic Pressure (Bar)	Torque Value (Nm)	Hydraulic Pressure (Bar)	Torque Value (Nm)
10	77	110	844	210	1,612	310	2,379	410	3,146	510	3,914	610	4,681
20	153	120	921	220	1,688	320	2,456	420	3,223	520	3,990	620	4,758
30	230	130	998	230	1,765	330	2,532	430	3,300	530	4,067	630	4,835
40	307	140	1,074	240	1,842	340	2,609	440	3,377	540	4,144	640	4,911
50	384	150	1,151	250	1,919	350	2,686	450	3,453	550	4,221	650	4,988
60	460	160	1,228	260	1,995	360	2,763	460	3,530	560	4,297	660	5,065
70	537	170	1,305	270	2,072	370	2,839	470	3,607	570	4,374	670	5,142
80	614	180	1,381	280	2,149	380	2,916	480	3,684	580	4,451	680	5,218
90	691	190	1,458	290	2,225	390	2,993	490	3,760	590	4,528	690	5,295
100	767	200	1,535	300	2,302	400	3,070	500	3,837	600	4,604	700	5,372

TWH-54N Torque/Pressure Conversion Chart (Nm/Bar)  
Hex Link AF Range 1.7/8" to 2.9/16" (38mm to 65mm)



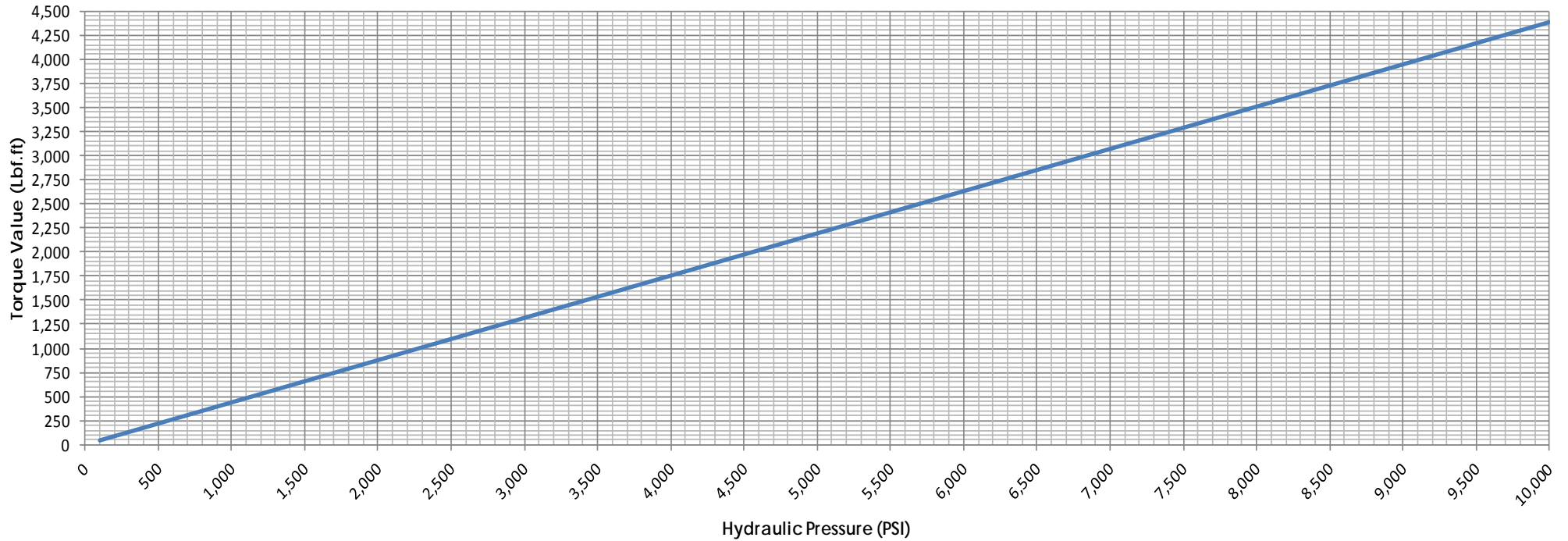
Hydraulic Pressure (PSI)	Torque Value (Lbf.ft)	Hydraulic Pressure (PSI)	Torque Value (Lbf.ft)	Hydraulic Pressure (PSI)	Torque Value (Lbf.ft)	Hydraulic Pressure (PSI)	Torque Value (Lbf.ft)	Hydraulic Pressure (PSI)	Torque Value (Lbf.ft)	Hydraulic Pressure (PSI)	Torque Value (Lbf.ft)	Hydraulic Pressure (PSI)	Torque Value (Lbf.ft)	Hydraulic Pressure (PSI)	Torque Value (Lbf.ft)	Hydraulic Pressure (PSI)	Torque Value (Lbf.ft)	Hydraulic Pressure (PSI)	Torque Value (Lbf.ft)
100	39	1,100	429	2,100	819	3,100	1,209	4,100	1,599	5,100	1,990	6,100	2,380	7,100	2,770	8,100	3,160	9,100	3,550
200	78	1,200	468	2,200	858	3,200	1,248	4,200	1,638	5,200	2,029	6,200	2,419	7,200	2,809	8,200	3,199	9,200	3,589
300	117	1,300	507	2,300	897	3,300	1,287	4,300	1,677	5,300	2,068	6,300	2,458	7,300	2,848	8,300	3,238	9,300	3,628
400	156	1,400	546	2,400	936	3,400	1,326	4,400	1,716	5,400	2,107	6,400	2,497	7,400	2,887	8,400	3,277	9,400	3,667
500	195	1,500	585	2,500	975	3,500	1,365	4,500	1,755	5,500	2,146	6,500	2,536	7,500	2,926	8,500	3,316	9,500	3,706
600	234	1,600	624	2,600	1,014	3,600	1,404	4,600	1,794	5,600	2,185	6,600	2,575	7,600	2,965	8,600	3,355	9,600	3,745
700	273	1,700	663	2,700	1,053	3,700	1,443	4,700	1,833	5,700	2,224	6,700	2,614	7,700	3,004	8,700	3,394	9,700	3,784
800	312	1,800	702	2,800	1,092	3,800	1,482	4,800	1,872	5,800	2,263	6,800	2,653	7,800	3,043	8,800	3,433	9,800	3,823
900	351	1,900	741	2,900	1,131	3,900	1,521	4,900	1,911	5,900	2,302	6,900	2,692	7,900	3,082	8,900	3,472	9,900	3,862
1,000	390	2,000	780	3,000	1,170	4,000	1,560	5,000	1,951	6,000	2,341	7,000	2,731	8,000	3,121	9,000	3,511	10,000	3,901

**TWH-54N Torque/Pressure Conversion Chart (Nm/Bar)**  
Hex Link AF Range 2.3/4" to 3.1/8" (70mm to 80mm)



Hydraulic Pressure (Bar)	Torque Value (Nm)	Hydraulic Pressure (Bar)	Torque Value (Nm)	Hydraulic Pressure (Bar)	Torque Value (Nm)	Hydraulic Pressure (Bar)	Torque Value (Nm)	Hydraulic Pressure (Bar)	Torque Value (Nm)	Hydraulic Pressure (Bar)	Torque Value (Nm)	Hydraulic Pressure (Bar)	Torque Value (Nm)
10	86	110	949	210	1,811	310	2,673	410	3,536	510	4,398	610	5,261
20	172	120	1,035	220	1,897	320	2,760	420	3,622	520	4,484	620	5,347
30	259	130	1,121	230	1,984	330	2,846	430	3,708	530	4,571	630	5,433
40	345	140	1,207	240	2,070	340	2,932	440	3,795	540	4,657	640	5,519
50	431	150	1,294	250	2,156	350	3,018	450	3,881	550	4,743	650	5,606
60	517	160	1,380	260	2,242	360	3,105	460	3,967	560	4,829	660	5,692
70	604	170	1,466	270	2,328	370	3,191	470	4,053	570	4,916	670	5,778
80	690	180	1,552	280	2,415	380	3,277	480	4,140	580	5,002	680	5,864
90	776	190	1,639	290	2,501	390	3,363	490	4,226	590	5,088	690	5,951
100	862	200	1,725	300	2,587	400	3,450	500	4,312	600	5,174	700	6,037

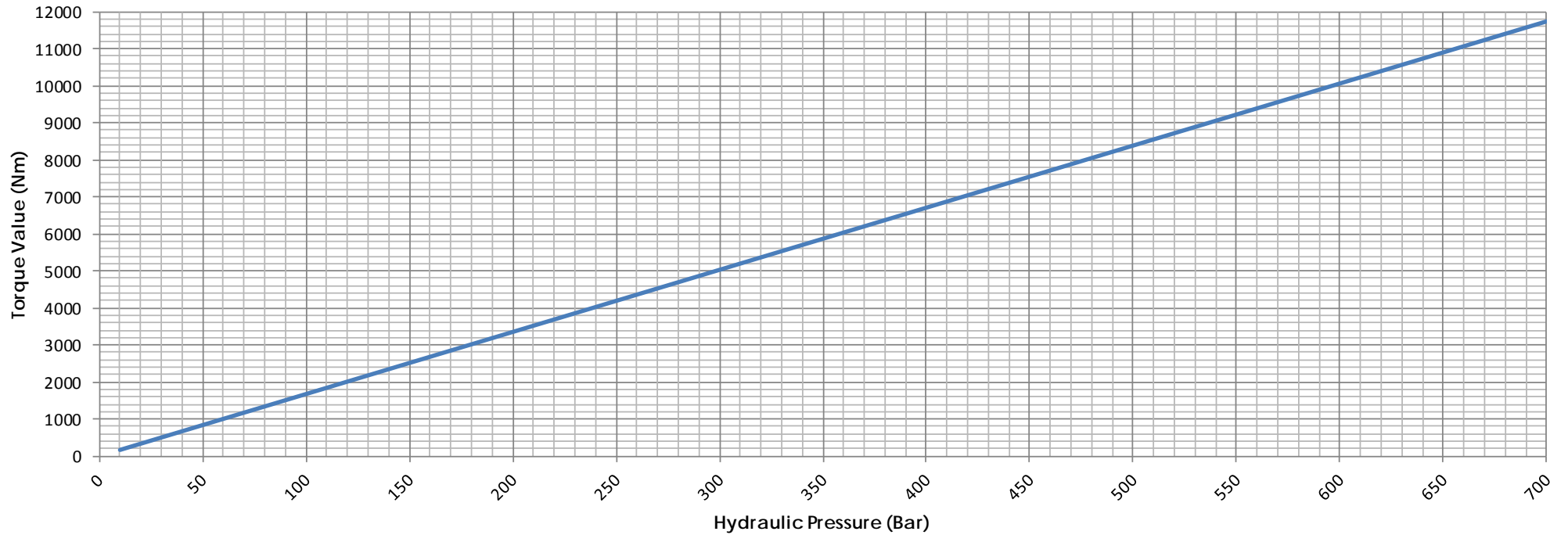
TWH-54N Torque/Pressure Conversion Chart (Nm/Bar)  
Hex Link AF Range 2.3/4" to 3.1/8" (70mm to 80mm)



Hydraulic Pressure (PSI)	Torque Value (Lbf.ft)	Hydraulic Pressure (PSI)	Torque Value (Lbf.ft)	Hydraulic Pressure (PSI)	Torque Value (Lbf.ft)	Hydraulic Pressure (PSI)	Torque Value (Lbf.ft)	Hydraulic Pressure (PSI)	Torque Value (Lbf.ft)	Hydraulic Pressure (PSI)	Torque Value (Lbf.ft)	Hydraulic Pressure (PSI)	Torque Value (Lbf.ft)	Hydraulic Pressure (PSI)	Torque Value (Lbf.ft)	Hydraulic Pressure (PSI)	Torque Value (Lbf.ft)	Hydraulic Pressure (PSI)	Torque Value (Lbf.ft)
100	44	1,100	482	2,100	921	3,100	1,359	4,100	1,797	5,100	2,236	6,100	2,674	7,100	3,113	8,100	3,551	9,100	3,989
200	88	1,200	526	2,200	964	3,200	1,403	4,200	1,841	5,200	2,280	6,200	2,718	7,200	3,156	8,200	3,595	9,200	4,033
300	132	1,300	570	2,300	1,008	3,300	1,447	4,300	1,885	5,300	2,324	6,300	2,762	7,300	3,200	8,300	3,639	9,300	4,077
400	175	1,400	614	2,400	1,052	3,400	1,491	4,400	1,929	5,400	2,367	6,400	2,806	7,400	3,244	8,400	3,683	9,400	4,121
500	219	1,500	658	2,500	1,096	3,500	1,534	4,500	1,973	5,500	2,411	6,500	2,850	7,500	3,288	8,500	3,726	9,500	4,165
600	263	1,600	701	2,600	1,140	3,600	1,578	4,600	2,017	5,600	2,455	6,600	2,893	7,600	3,332	8,600	3,770	9,600	4,209
700	307	1,700	745	2,700	1,184	3,700	1,622	4,700	2,060	5,700	2,499	6,700	2,937	7,700	3,376	8,700	3,814	9,700	4,252
800	351	1,800	789	2,800	1,228	3,800	1,666	4,800	2,104	5,800	2,543	6,800	2,981	7,800	3,420	8,800	3,858	9,800	4,296
900	395	1,900	833	2,900	1,271	3,900	1,710	4,900	2,148	5,900	2,587	6,900	3,025	7,900	3,463	8,900	3,902	9,900	4,340
1,000	438	2,000	877	3,000	1,315	4,000	1,754	5,000	2,192	6,000	2,630	7,000	3,069	8,000	3,507	9,000	3,946	10,000	4,384

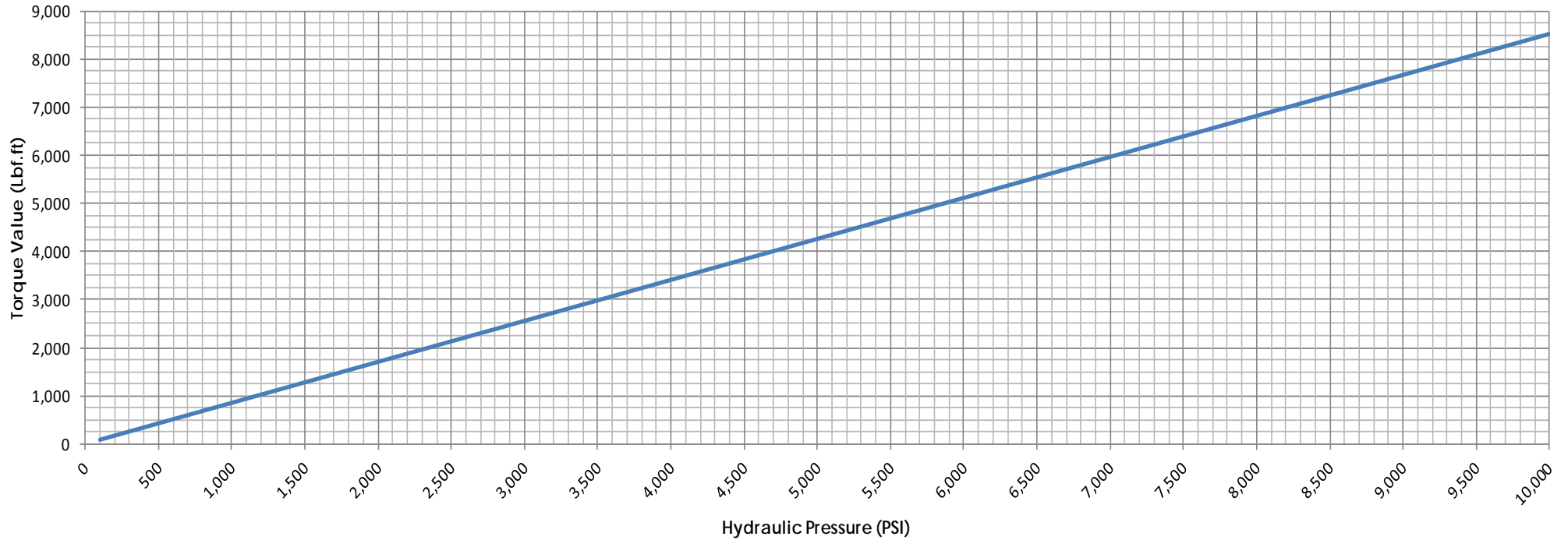


**TWH-120N Torque/Pressure Conversion Chart (Nm/Bar)  
Hex Link AF Range 2.3/16" to 3.1/8" (50mm to 80mm)**



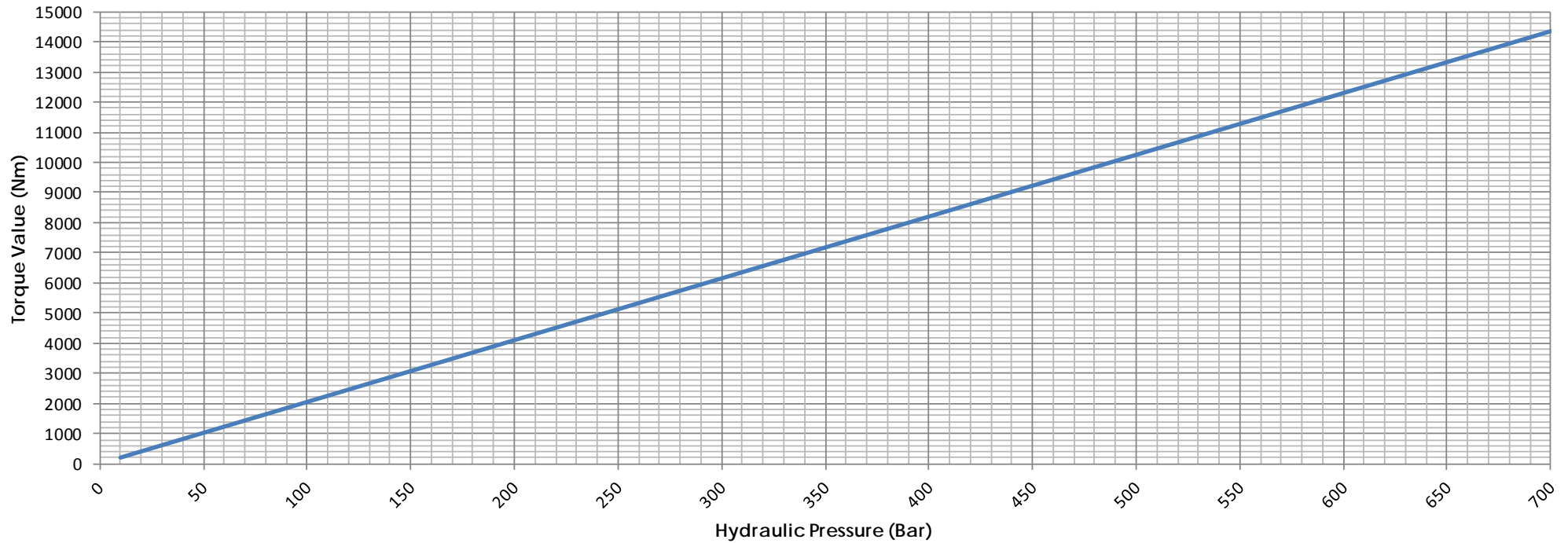
Hydraulic Pressure (Bar)	Torque Value (Nm)	Hydraulic Pressure (Bar)	Torque Value (Nm)	Hydraulic Pressure (Bar)	Torque Value (Nm)	Hydraulic Pressure (Bar)	Torque Value (Nm)	Hydraulic Pressure (Bar)	Torque Value (Nm)	Hydraulic Pressure (Bar)	Torque Value (Nm)	Hydraulic Pressure (Bar)	Torque Value (Nm)
10	168	110	1,844	210	3,521	310	5,198	410	6,875	510	8,551	610	10,228
20	335	120	2,012	220	3,689	320	5,365	420	7,042	520	8,719	620	10,396
30	503	130	2,180	230	3,856	330	5,533	430	7,210	530	8,887	630	10,563
40	671	140	2,347	240	4,024	340	5,701	440	7,378	540	9,054	640	10,731
50	838	150	2,515	250	4,192	350	5,868	450	7,545	550	9,222	650	10,899
60	1006	160	2,683	260	4,359	360	6,036	460	7,713	560	9,390	660	11,066
70	1174	170	2,850	270	4,527	370	6,204	470	7,881	570	9,557	670	11,234
80	1341	180	3,018	280	4,695	380	6,371	480	8,048	580	9,725	680	11,402
90	1509	190	3,186	290	4,862	390	6,539	490	8,216	590	9,893	690	11,569
100	1677	200	3,353	300	5,030	400	6,707	500	8,384	600	10,060	700	11,737

TWH-120N Torque/Pressure Conversion Chart (Lbf.ft/PSI)  
Hex Link AF Range 2.3/16" to 3.1/8" (50mm to 80mm)



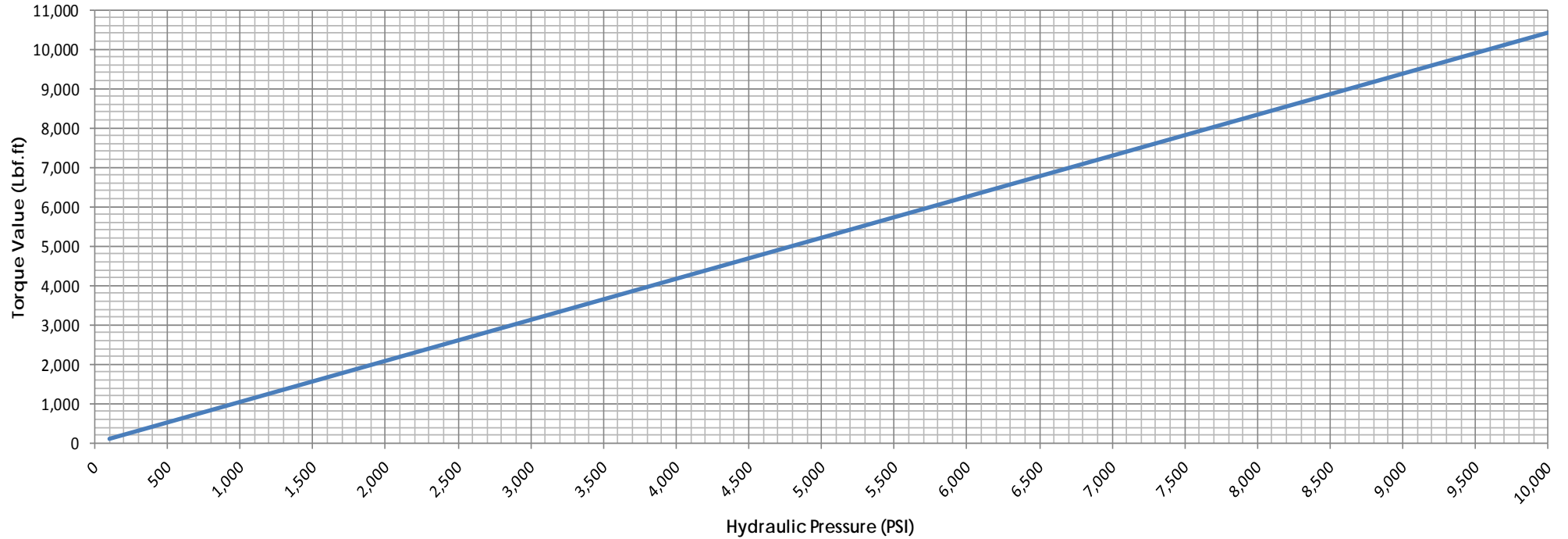
Hydraulic Pressure (PSI)	Torque Value (Lbf.ft)	Hydraulic Pressure (PSI)	Torque Value (Lbf.ft)	Hydraulic Pressure (PSI)	Torque Value (Lbf.ft)	Hydraulic Pressure (PSI)	Torque Value (Lbf.ft)	Hydraulic Pressure (PSI)	Torque Value (Lbf.ft)	Hydraulic Pressure (PSI)	Torque Value (Lbf.ft)	Hydraulic Pressure (PSI)	Torque Value (Lbf.ft)	Hydraulic Pressure (PSI)	Torque Value (Lbf.ft)	Hydraulic Pressure (PSI)	Torque Value (Lbf.ft)	Hydraulic Pressure (PSI)	Torque Value (Lbf.ft)
100	85	1,100	937	2,100	1,790	3,100	2,642	4,100	3,494	5,100	4,346	6,100	5,198	7,100	6,051	8,100	6,903	9,100	7,755
200	170	1,200	1,023	2,200	1,875	3,200	2,727	4,200	3,579	5,200	4,431	6,200	5,284	7,200	6,136	8,200	6,988	9,200	7,840
300	256	1,300	1,108	2,300	1,960	3,300	2,812	4,300	3,664	5,300	4,517	6,300	5,369	7,300	6,221	8,300	7,073	9,300	7,925
400	341	1,400	1,193	2,400	2,045	3,400	2,897	4,400	3,750	5,400	4,602	6,400	5,454	7,400	6,306	8,400	7,158	9,400	8,011
500	426	1,500	1,278	2,500	2,131	3,500	2,983	4,500	3,835	5,500	4,687	6,500	5,539	7,500	6,392	8,500	7,244	9,500	8,096
600	511	1,600	1,364	2,600	2,216	3,600	3,068	4,600	3,920	5,600	4,772	6,600	5,625	7,600	6,477	8,600	7,329	9,600	8,181
700	597	1,700	1,449	2,700	2,301	3,700	3,153	4,700	4,005	5,700	4,858	6,700	5,710	7,700	6,562	8,700	7,414	9,700	8,266
800	682	1,800	1,534	2,800	2,386	3,800	3,238	4,800	4,091	5,800	4,943	6,800	5,795	7,800	6,647	8,800	7,499	9,800	8,352
900	767	1,900	1,619	2,900	2,471	3,900	3,324	4,900	4,176	5,900	5,028	6,900	5,880	7,900	6,732	8,900	7,585	9,900	8,437
1,000	852	2,000	1,704	3,000	2,557	4,000	3,409	5,000	4,261	6,000	5,113	7,000	5,965	8,000	6,818	9,000	7,670	10,000	8,522

**TWH-120N Torque/Pressure Conversion Chart (Nm/Bar)**  
Hex Link AF Range 3.1/2" to 3.7/8" (85mm to 100mm)



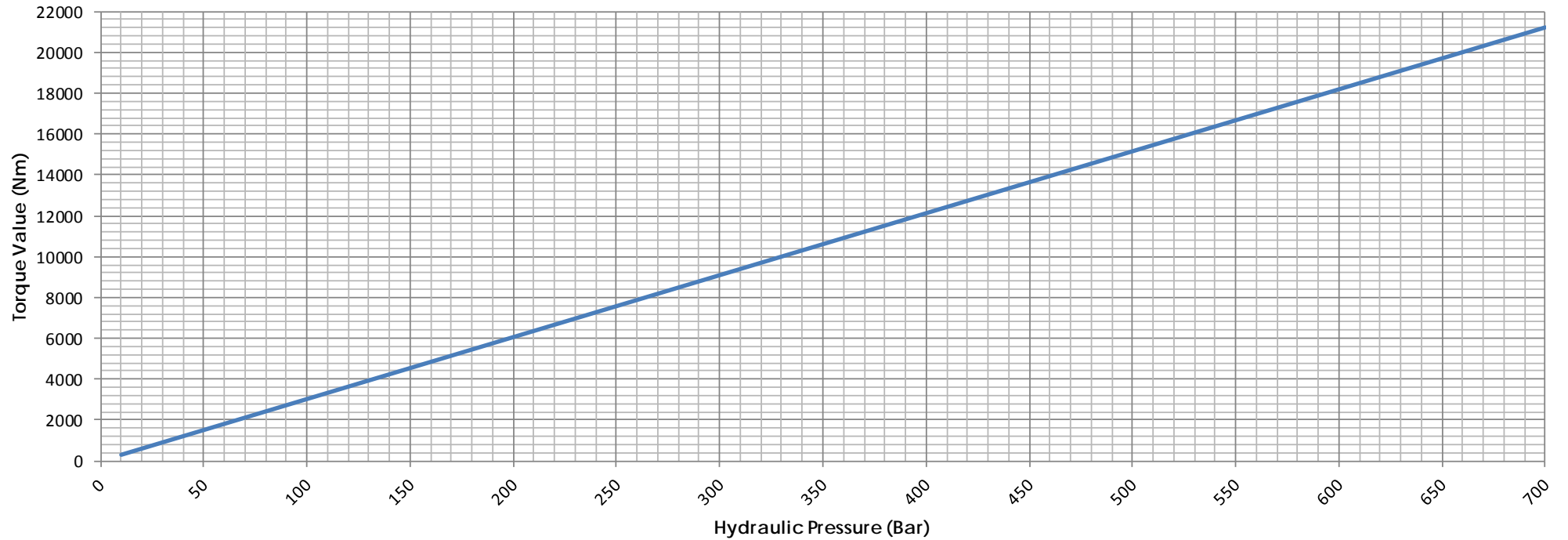
Hydraulic Pressure (Bar)	Torque Value (Nm)	Hydraulic Pressure (Bar)	Torque Value (Nm)	Hydraulic Pressure (Bar)	Torque Value (Nm)	Hydraulic Pressure (Bar)	Torque Value (Nm)	Hydraulic Pressure (Bar)	Torque Value (Nm)	Hydraulic Pressure (Bar)	Torque Value (Nm)	Hydraulic Pressure (Bar)	Torque Value (Nm)
10	205	110	2,255	210	4,305	310	6,355	410	8,404	510	10,454	610	12,504
20	410	120	2,460	220	4,510	320	6,560	420	8,609	520	10,659	620	12,709
30	615	130	2,665	230	4,715	330	6,765	430	8,814	530	10,864	630	12,914
40	820	140	2,870	240	4,920	340	6,969	440	9,019	540	11,069	640	13,119
50	1025	150	3,075	250	5,125	350	7,174	450	9,224	550	11,274	650	13,324
60	1230	160	3,280	260	5,330	360	7,379	460	9,429	560	11,479	660	13,529
70	1435	170	3,485	270	5,535	370	7,584	470	9,634	570	11,684	670	13,734
80	1640	180	3,690	280	5,740	380	7,789	480	9,839	580	11,889	680	13,939
90	1845	190	3,895	290	5,945	390	7,994	490	10,044	590	12,094	690	14,144
100	2050	200	4,100	300	6,150	400	8,199	500	10,249	600	12,299	700	14,349

TWH-120N Torque/Pressure Conversion Chart (Lbf.ft/PSI)  
Hex Link AF Range 3.1/2" to 3.7/8" (85mm to 100mm)



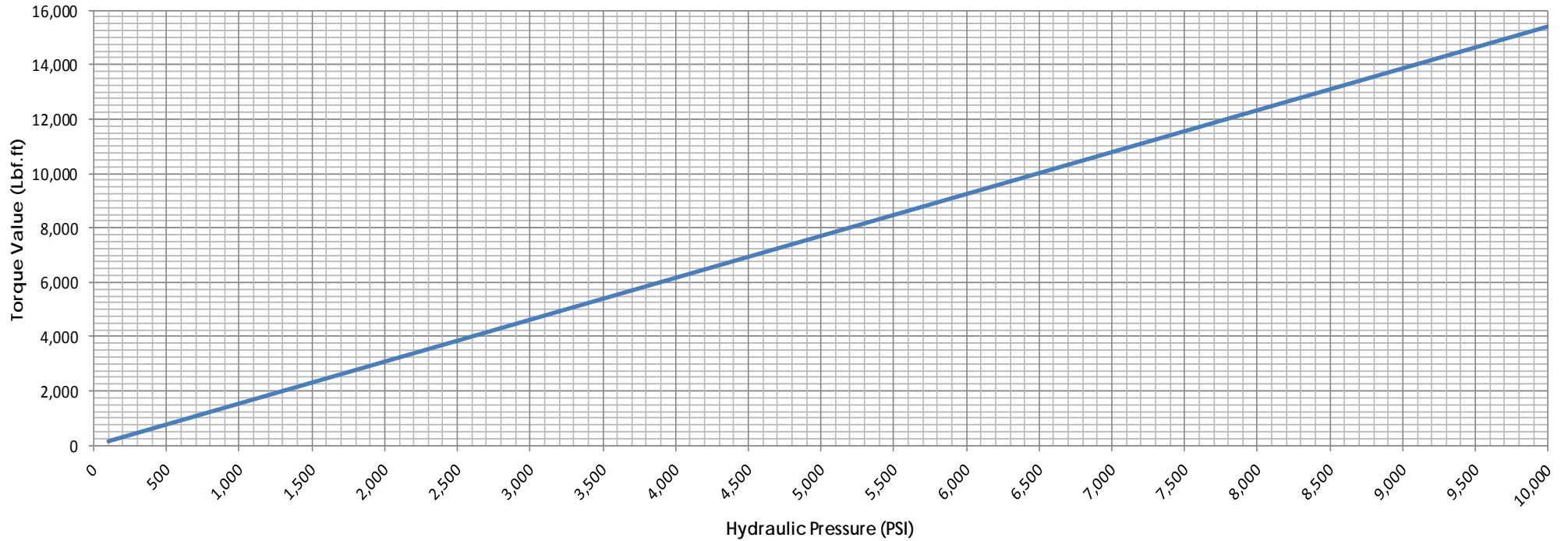
Hydraulic Pressure (PSI)	Torque Value (Lbf.ft)	Hydraulic Pressure (PSI)	Torque Value (Lbf.ft)	Hydraulic Pressure (PSI)	Torque Value (Lbf.ft)	Hydraulic Pressure (PSI)	Torque Value (Lbf.ft)	Hydraulic Pressure (PSI)	Torque Value (Lbf.ft)	Hydraulic Pressure (PSI)	Torque Value (Lbf.ft)	Hydraulic Pressure (PSI)	Torque Value (Lbf.ft)	Hydraulic Pressure (PSI)	Torque Value (Lbf.ft)	Hydraulic Pressure (PSI)	Torque Value (Lbf.ft)	Hydraulic Pressure (PSI)	Torque Value (Lbf.ft)
100	104	1,100	1,146	2,100	2,188	3,100	3,230	4,100	4,272	5,100	5,314	6,100	6,356	7,100	7,397	8,100	8,439	9,100	9,481
200	208	1,200	1,250	2,200	2,292	3,200	3,334	4,200	4,376	5,200	5,418	6,200	6,460	7,200	7,502	8,200	8,544	9,200	9,585
300	313	1,300	1,354	2,300	2,396	3,300	3,438	4,300	4,480	5,300	5,522	6,300	6,564	7,300	7,606	8,300	8,648	9,300	9,690
400	417	1,400	1,459	2,400	2,501	3,400	3,542	4,400	4,584	5,400	5,626	6,400	6,668	7,400	7,710	8,400	8,752	9,400	9,794
500	521	1,500	1,563	2,500	2,605	3,500	3,647	4,500	4,689	5,500	5,730	6,500	6,772	7,500	7,814	8,500	8,856	9,500	9,898
600	625	1,600	1,667	2,600	2,709	3,600	3,751	4,600	4,793	5,600	5,835	6,600	6,877	7,600	7,918	8,600	8,960	9,600	10,002
700	729	1,700	1,771	2,700	2,813	3,700	3,855	4,700	4,897	5,700	5,939	6,700	6,981	7,700	8,023	8,700	9,065	9,700	10,106
800	834	1,800	1,875	2,800	2,917	3,800	3,959	4,800	5,001	5,800	6,043	6,800	7,085	7,800	8,127	8,800	9,169	9,800	10,211
900	938	1,900	1,980	2,900	3,022	3,900	4,063	4,900	5,105	5,900	6,147	6,900	7,189	7,900	8,231	8,900	9,273	9,900	10,315
1,000	1,042	2,000	2,084	3,000	3,126	4,000	4,168	5,000	5,210	6,000	6,251	7,000	7,293	8,000	8,335	9,000	9,377	10,000	10,419

**TWH-210N Torque/Pressure Conversion Chart (Nm/Bar)**  
Hex Link AF Range 2.3/4" to 3.7/8" (70mm to 100mm)



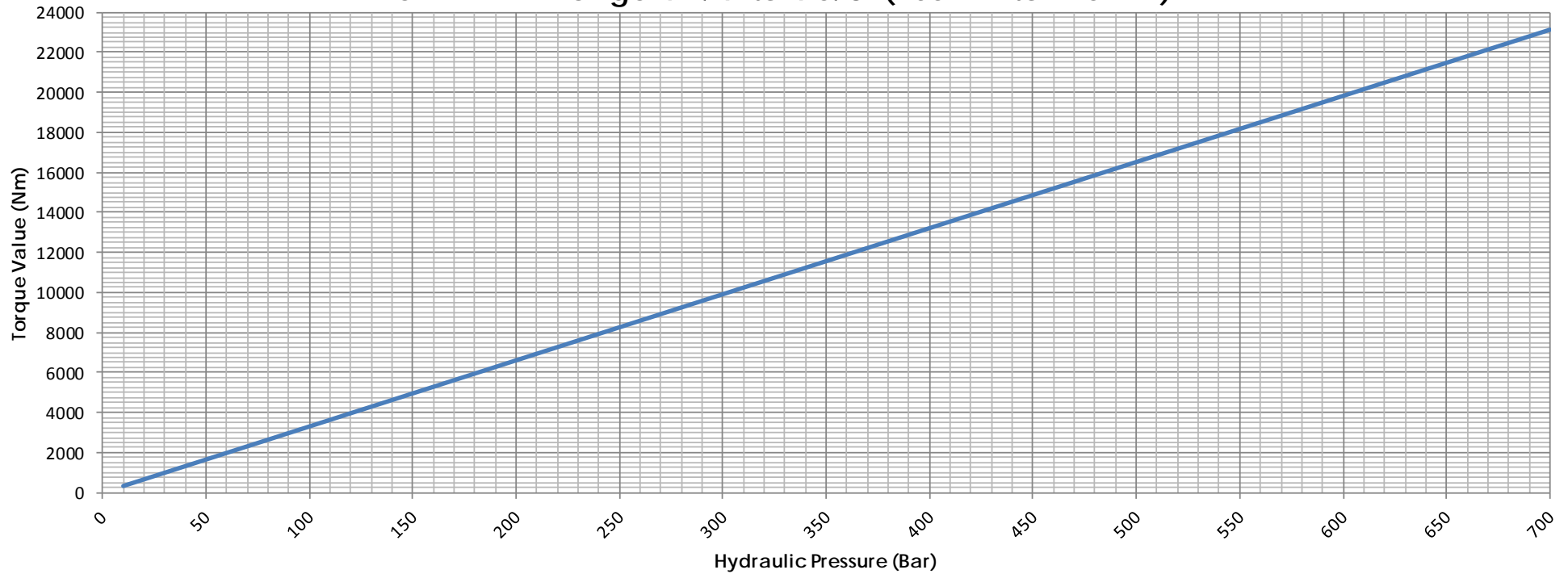
Hydraulic Pressure (Bar)	Torque Value (Nm)	Hydraulic Pressure (Bar)	Torque Value (Nm)	Hydraulic Pressure (Bar)	Torque Value (Nm)	Hydraulic Pressure (Bar)	Torque Value (Nm)	Hydraulic Pressure (Bar)	Torque Value (Nm)	Hydraulic Pressure (Bar)	Torque Value (Nm)	Hydraulic Pressure (Bar)	Torque Value (Nm)
10	303	110	3,334	210	6,365	310	9,396	410	12,426	510	15,457	610	18,488
20	606	120	3,637	220	6,668	320	9,699	420	12,730	520	15,760	620	18,791
30	909	130	3,940	230	6,971	330	10,002	430	13,033	530	16,064	630	19,094
40	1212	140	4,243	240	7,274	340	10,305	440	13,336	540	16,367	640	19,397
50	1515	150	4,546	250	7,577	350	10,608	450	13,639	550	16,670	650	19,701
60	1819	160	4,849	260	7,880	360	10,911	460	13,942	560	16,973	660	20,004
70	2122	170	5,152	270	8,183	370	11,214	470	14,245	570	17,276	670	20,307
80	2425	180	5,456	280	8,486	380	11,517	480	14,548	580	17,579	680	20,610
90	2728	190	5,759	290	8,789	390	11,820	490	14,851	590	17,882	690	20,913
100	3031	200	6,062	300	9,093	400	12,123	500	15,154	600	18,185	700	21,216

TWH-210N Torque/Pressure Conversion Chart (Lbf.ft/PSI)  
Hex Link AF Range 2.3/4" to 3.7/8" (70mm to 100mm)



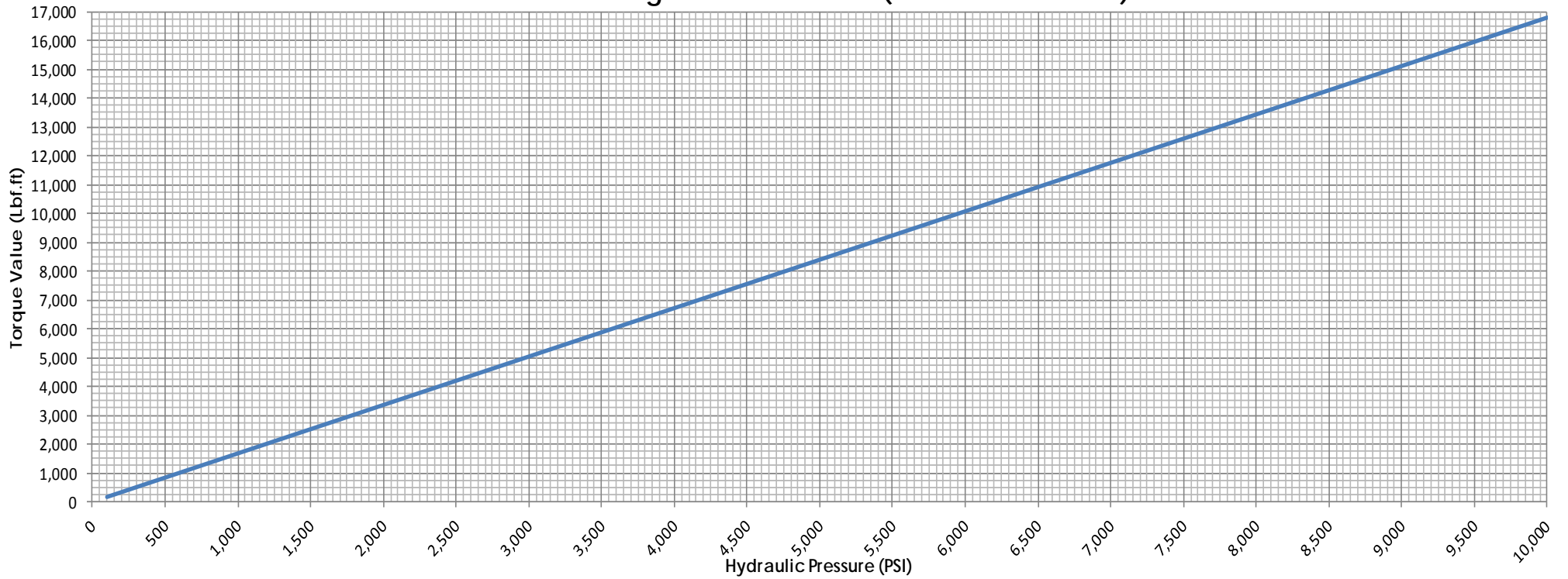
Hydraulic Pressure (PSI)	Torque Value (Lbf.ft)	Hydraulic Pressure (PSI)	Torque Value (Lbf.ft)	Hydraulic Pressure (PSI)	Torque Value (Lbf.ft)	Hydraulic Pressure (PSI)	Torque Value (Lbf.ft)	Hydraulic Pressure (PSI)	Torque Value (Lbf.ft)	Hydraulic Pressure (PSI)	Torque Value (Lbf.ft)	Hydraulic Pressure (PSI)	Torque Value (Lbf.ft)	Hydraulic Pressure (PSI)	Torque Value (Lbf.ft)	Hydraulic Pressure (PSI)	Torque Value (Lbf.ft)	Hydraulic Pressure (PSI)	Torque Value (Lbf.ft)
100	154	1,100	1,695	2,100	3,235	3,100	4,776	4,100	6,316	5,100	7,857	6,100	9,397	7,100	10,938	8,100	12,478	9,100	14,019
200	308	1,200	1,849	2,200	3,389	3,200	4,930	4,200	6,470	5,200	8,011	6,200	9,551	7,200	11,092	8,200	12,632	9,200	14,173
300	462	1,300	2,003	2,300	3,543	3,300	5,084	4,300	6,624	5,300	8,165	6,300	9,705	7,300	11,246	8,300	12,786	9,300	14,327
400	616	1,400	2,157	2,400	3,697	3,400	5,238	4,400	6,778	5,400	8,319	6,400	9,859	7,400	11,400	8,400	12,940	9,400	14,481
500	770	1,500	2,311	2,500	3,851	3,500	5,392	4,500	6,932	5,500	8,473	6,500	10,013	7,500	11,554	8,500	13,094	9,500	14,635
600	924	1,600	2,465	2,600	4,005	3,600	5,546	4,600	7,086	5,600	8,627	6,600	10,167	7,600	11,708	8,600	13,248	9,600	14,789
700	1,078	1,700	2,619	2,700	4,159	3,700	5,700	4,700	7,240	5,700	8,781	6,700	10,321	7,700	11,862	8,700	13,402	9,700	14,943
800	1,232	1,800	2,773	2,800	4,313	3,800	5,854	4,800	7,394	5,800	8,935	6,800	10,475	7,800	12,016	8,800	13,556	9,800	15,097
900	1,386	1,900	2,927	2,900	4,467	3,900	6,008	4,900	7,548	5,900	9,089	6,900	10,629	7,900	12,170	8,900	13,710	9,900	15,251
1,000	1,541	2,000	3,081	3,000	4,622	4,000	6,162	5,000	7,703	6,000	9,243	7,000	10,784	8,000	12,324	9,000	13,865	10,000	15,405

**TWH-210N Torque/Pressure Conversion Chart (Nm/Bar)**  
**Hex Link AF Range 4.1/4" to 4.5/8" (105mm to 115mm)**



Hydraulic Pressure (Bar)	Torque Value (Nm)	Hydraulic Pressure (Bar)	Torque Value (Nm)	Hydraulic Pressure (Bar)	Torque Value (Nm)	Hydraulic Pressure (Bar)	Torque Value (Nm)	Hydraulic Pressure (Bar)	Torque Value (Nm)	Hydraulic Pressure (Bar)	Torque Value (Nm)	Hydraulic Pressure (Bar)	Torque Value (Nm)
10	330	110	3,634	210	6,937	310	10,241	410	13,544	510	16,847	610	20,151
20	661	120	3,964	220	7,268	320	10,571	420	13,874	520	17,178	620	20,481
30	991	130	4,294	230	7,598	330	10,901	430	14,205	530	17,508	630	20,812
40	1321	140	4,625	240	7,928	340	11,232	440	14,535	540	17,838	640	21,142
50	1652	150	4,955	250	8,259	350	11,562	450	14,865	550	18,169	650	21,472
60	1982	160	5,285	260	8,589	360	11,892	460	15,196	560	18,499	660	21,803
70	2312	170	5,616	270	8,919	370	12,223	470	15,526	570	18,829	670	22,133
80	2643	180	5,946	280	9,250	380	12,553	480	15,856	580	19,160	680	22,463
90	2973	190	6,276	290	9,580	390	12,883	490	16,187	590	19,490	690	22,794
100	3303	200	6,607	300	9,910	400	13,214	500	16,517	600	19,821	700	23,124

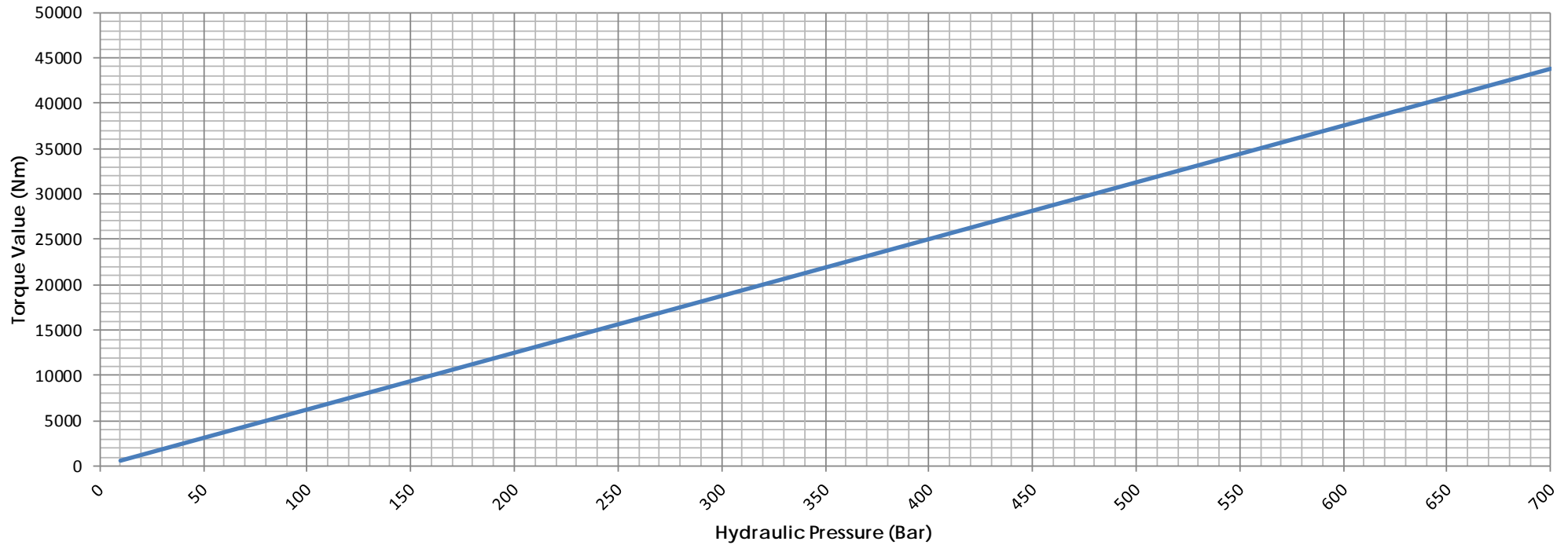
TWH-210N Torque/Pressure Conversion Chart (Lbf.ft/PSI)  
Hex Link AF Range 4.1/4" to 4.5/8" (105mm to 115mm)



Hydraulic Pressure (PSI)	Torque Value (Lbf.ft)	Hydraulic Pressure (PSI)	Torque Value (Lbf.ft)	Hydraulic Pressure (PSI)	Torque Value (Lbf.ft)	Hydraulic Pressure (PSI)	Torque Value (Lbf.ft)	Hydraulic Pressure (PSI)	Torque Value (Lbf.ft)	Hydraulic Pressure (PSI)	Torque Value (Lbf.ft)	Hydraulic Pressure (PSI)	Torque Value (Lbf.ft)	Hydraulic Pressure (PSI)	Torque Value (Lbf.ft)	Hydraulic Pressure (PSI)	Torque Value (Lbf.ft)	Hydraulic Pressure (PSI)	Torque Value (Lbf.ft)
100	168	1,100	1,847	2,100	3,526	3,100	5,205	4,100	6,884	5,100	8,563	6,100	10,243	7,100	11,922	8,100	13,601	9,100	15,280
200	336	1,200	2,015	2,200	3,694	3,200	5,373	4,200	7,052	5,200	8,731	6,200	10,410	7,200	12,090	8,200	13,769	9,200	15,448
300	504	1,300	2,183	2,300	3,862	3,300	5,541	4,300	7,220	5,300	8,899	6,300	10,578	7,300	12,257	8,300	13,937	9,300	15,616
400	672	1,400	2,351	2,400	4,030	3,400	5,709	4,400	7,388	5,400	9,067	6,400	10,746	7,400	12,425	8,400	14,104	9,400	15,784
500	840	1,500	2,519	2,500	4,198	3,500	5,877	4,500	7,556	5,500	9,235	6,500	10,914	7,500	12,593	8,500	14,272	9,500	15,951
600	1,007	1,600	2,687	2,600	4,366	3,600	6,045	4,600	7,724	5,600	9,403	6,600	11,082	7,600	12,761	8,600	14,440	9,600	16,119
700	1,175	1,700	2,854	2,700	4,534	3,700	6,213	4,700	7,892	5,700	9,571	6,700	11,250	7,700	12,929	8,700	14,608	9,700	16,287
800	1,343	1,800	3,022	2,800	4,701	3,800	6,381	4,800	8,060	5,800	9,739	6,800	11,418	7,800	13,097	8,800	14,776	9,800	16,455
900	1,511	1,900	3,190	2,900	4,869	3,900	6,548	4,900	8,228	5,900	9,907	6,900	11,586	7,900	13,265	8,900	14,944	9,900	16,623
1,000	1,679	2,000	3,358	3,000	5,037	4,000	6,716	5,000	8,396	6,000	10,075	7,000	11,754	8,000	13,433	9,000	15,112	10,000	16,791

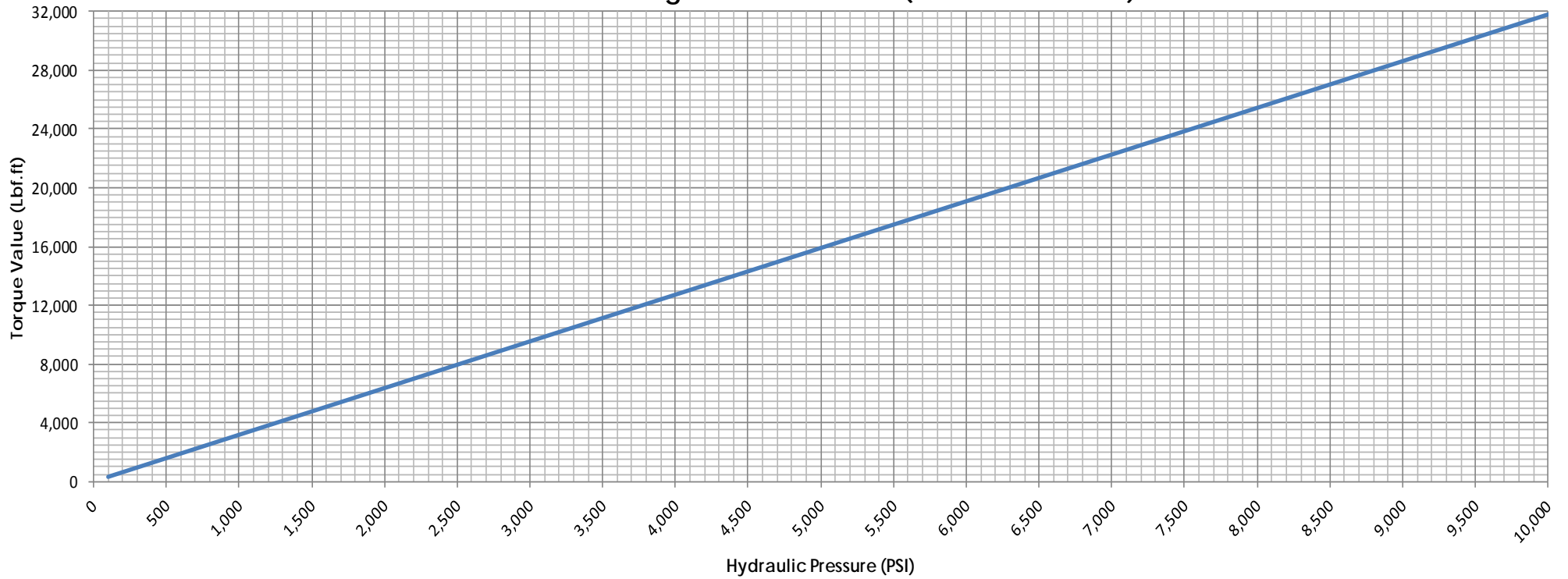


**TWH-430N Torque/Pressure Conversion Chart (Nm/Bar)**  
Hex Link AF Range 3.1/8" to 4.5/8" (80mm to 115mm)



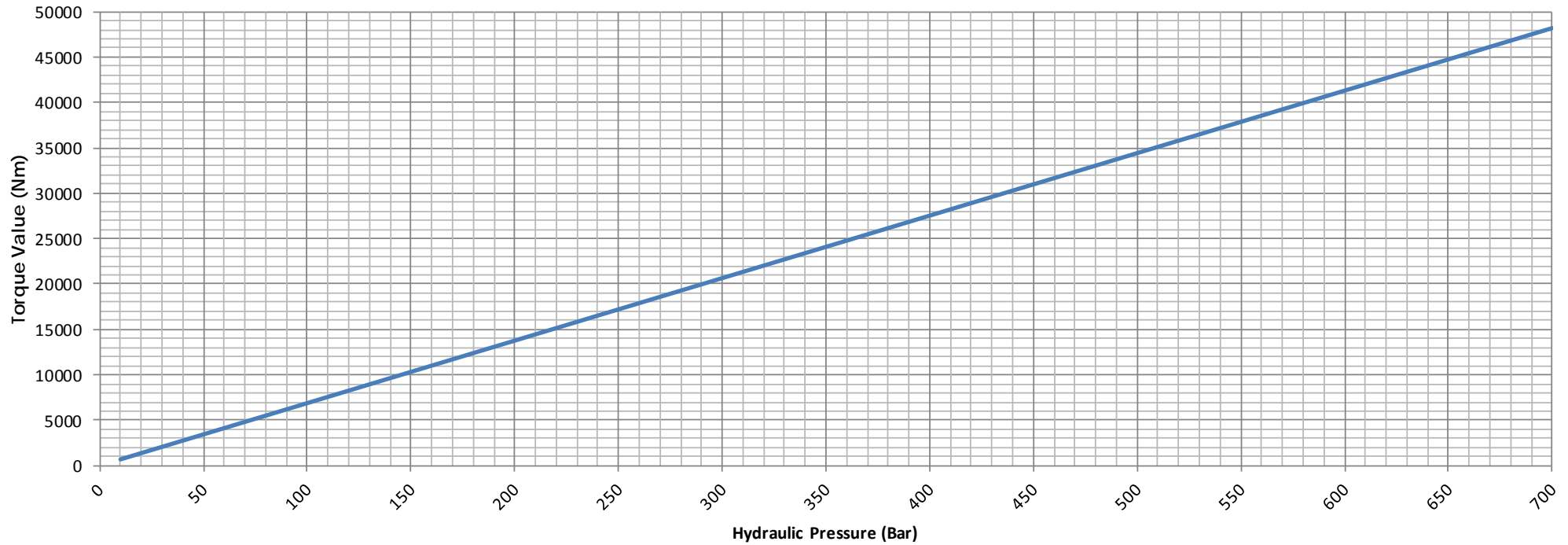
Hydraulic Pressure (Bar)	Torque Value (Nm)	Hydraulic Pressure (Bar)	Torque Value (Nm)	Hydraulic Pressure (Bar)	Torque Value (Nm)	Hydraulic Pressure (Bar)	Torque Value (Nm)	Hydraulic Pressure (Bar)	Torque Value (Nm)	Hydraulic Pressure (Bar)	Torque Value (Nm)	Hydraulic Pressure (Bar)	Torque Value (Nm)
10	626	110	6,882	210	13,138	310	19,394	410	25,650	510	31,906	610	38,162
20	1251	120	7,507	220	13,763	320	20,019	420	26,275	520	32,531	620	38,787
30	1877	130	8,133	230	14,389	330	20,645	430	26,901	530	33,157	630	39,413
40	2502	140	8,758	240	15,014	340	21,270	440	27,526	540	33,782	640	40,038
50	3128	150	9,384	250	15,640	350	21,896	450	28,152	550	34,408	650	40,664
60	3754	160	10,010	260	16,266	360	22,522	460	28,778	560	35,034	660	41,290
70	4379	170	10,635	270	16,891	370	23,147	470	29,403	570	35,659	670	41,915
80	5005	180	11,261	280	17,517	380	23,773	480	30,029	580	36,285	680	42,541
90	5630	190	11,886	290	18,142	390	24,398	490	30,654	590	36,910	690	43,166
100	6256	200	12,512	300	18,768	400	25,024	500	31,280	600	37,536	700	43,792

**TWH-430N Torque/Pressure Conversion Chart (Lbf.ft/PSI)  
Hex Link AF Range 3.1/8" to 4.5/8" (80mm to 115mm)**



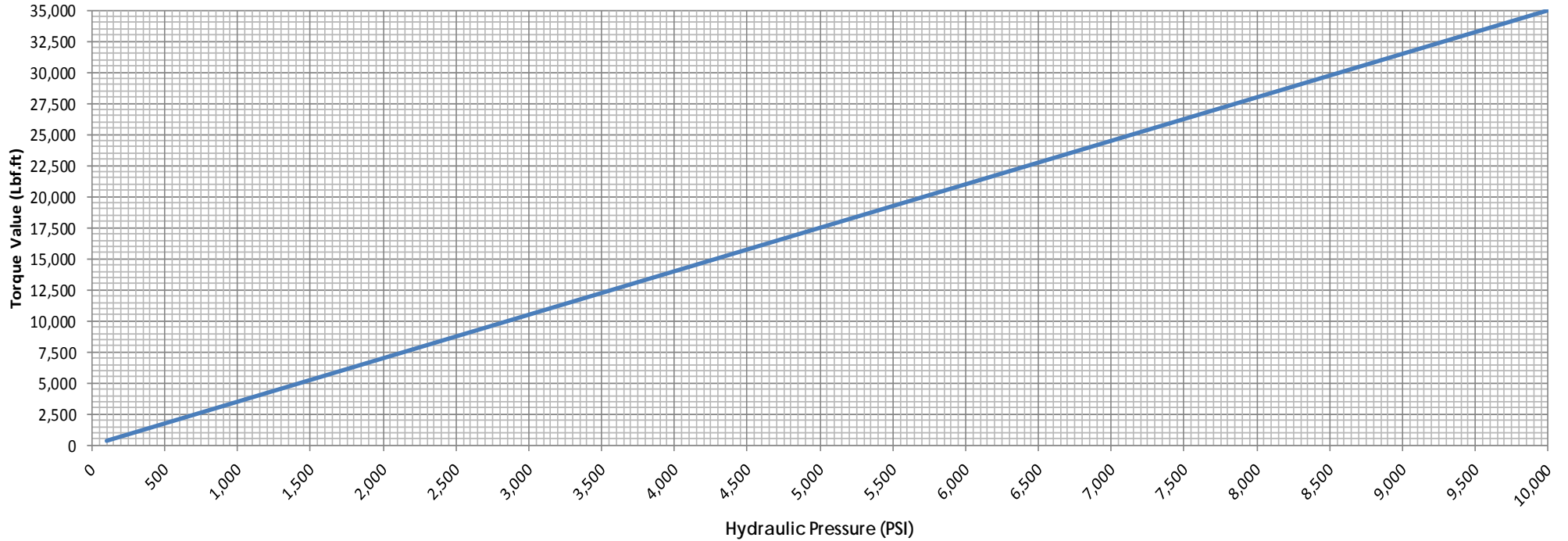
Hydraulic Pressure (PSI)	Torque Value (Lbf.ft)	Hydraulic Pressure (PSI)	Torque Value (Lbf.ft)	Hydraulic Pressure (PSI)	Torque Value (Lbf.ft)	Hydraulic Pressure (PSI)	Torque Value (Lbf.ft)	Hydraulic Pressure (PSI)	Torque Value (Lbf.ft)	Hydraulic Pressure (PSI)	Torque Value (Lbf.ft)	Hydraulic Pressure (PSI)	Torque Value (Lbf.ft)	Hydraulic Pressure (PSI)	Torque Value (Lbf.ft)	Hydraulic Pressure (PSI)	Torque Value (Lbf.ft)	Hydraulic Pressure (PSI)	Torque Value (Lbf.ft)
100	318	1,100	3,498	2,100	6,678	3,100	9,857	4,100	13,037	5,100	16,217	6,100	19,397	7,100	22,577	8,100	25,756	9,100	28,936
200	636	1,200	3,816	2,200	6,996	3,200	10,175	4,200	13,355	5,200	16,535	6,200	19,715	7,200	22,895	8,200	26,074	9,200	29,254
300	954	1,300	4,134	2,300	7,314	3,300	10,493	4,300	13,673	5,300	16,853	6,300	20,033	7,300	23,213	8,300	26,392	9,300	29,572
400	1,272	1,400	4,452	2,400	7,632	3,400	10,811	4,400	13,991	5,400	17,171	6,400	20,351	7,400	23,531	8,400	26,710	9,400	29,890
500	1,590	1,500	4,770	2,500	7,950	3,500	11,129	4,500	14,309	5,500	17,489	6,500	20,669	7,500	23,849	8,500	27,028	9,500	30,208
600	1,908	1,600	5,088	2,600	8,267	3,600	11,447	4,600	14,627	5,600	17,807	6,600	20,987	7,600	24,166	8,600	27,346	9,600	30,526
700	2,226	1,700	5,406	2,700	8,585	3,700	11,765	4,700	14,945	5,700	18,125	6,700	21,305	7,700	24,484	8,700	27,664	9,700	30,844
800	2,544	1,800	5,724	2,800	8,903	3,800	12,083	4,800	15,263	5,800	18,443	6,800	21,623	7,800	24,802	8,800	27,982	9,800	31,162
900	2,862	1,900	6,042	2,900	9,221	3,900	12,401	4,900	15,581	5,900	18,761	6,900	21,941	7,900	25,120	8,900	28,300	9,900	31,480
1,000	3,180	2,000	6,360	3,000	9,539	4,000	12,719	5,000	15,899	6,000	19,079	7,000	22,259	8,000	25,438	9,000	28,618	10,000	31,798

**TWH-430N Torque/Pressure Conversion Chart (Nm/Bar)**  
Hex Link AF Range 5" to 6.7/8" (130mm to 175mm)



Hydraulic Pressure (Bar)	Torque Value (Nm)	Hydraulic Pressure (Bar)	Torque Value (Nm)	Hydraulic Pressure (Bar)	Torque Value (Nm)	Hydraulic Pressure (Bar)	Torque Value (Nm)	Hydraulic Pressure (Bar)	Torque Value (Nm)	Hydraulic Pressure (Bar)	Torque Value (Nm)	Hydraulic Pressure (Bar)	Torque Value (Nm)
10	688	110	7,571	210	14,454	310	21,337	410	28,220	510	35,103	610	41,986
20	1377	120	8,260	220	15,143	320	22,026	420	28,909	520	35,792	620	42,675
30	2065	130	8,948	230	15,831	330	22,714	430	29,597	530	36,480	630	43,363
40	2753	140	9,636	240	16,519	340	23,402	440	30,285	540	37,168	640	44,051
50	3442	150	10,325	250	17,208	350	24,091	450	30,974	550	37,857	650	44,740
60	4130	160	11,013	260	17,896	360	24,779	460	31,662	560	38,545	660	45,428
70	4818	170	11,701	270	18,584	370	25,467	470	32,350	570	39,233	670	46,116
80	5506	180	12,389	280	19,272	380	26,155	480	33,038	580	39,921	680	46,804
90	6195	190	13,078	290	19,961	390	26,844	490	33,727	590	40,610	690	47,493
100	6883	200	13,766	300	20,649	400	27,532	500	34,415	600	41,298	700	48,181

**TWH-430N Torque/Pressure Conversion Chart (Lbf.ft/PSI)  
Hex Link AF Range 5" to 6.7/8" (130mm to 175mm)**



Hydraulic Pressure (PSI)	Torque Value (Lbf.ft)	Hydraulic Pressure (PSI)	Torque Value (Lbf.ft)	Hydraulic Pressure (PSI)	Torque Value (Lbf.ft)	Hydraulic Pressure (PSI)	Torque Value (Lbf.ft)	Hydraulic Pressure (PSI)	Torque Value (Lbf.ft)	Hydraulic Pressure (PSI)	Torque Value (Lbf.ft)	Hydraulic Pressure (PSI)	Torque Value (Lbf.ft)	Hydraulic Pressure (PSI)	Torque Value (Lbf.ft)	Hydraulic Pressure (PSI)	Torque Value (Lbf.ft)	Hydraulic Pressure (PSI)	Torque Value (Lbf.ft)
100	350	1,100	3,848	2,100	7,347	3,100	10,845	4,100	14,344	5,100	17,842	6,100	21,341	7,100	24,839	8,100	28,338	9,100	31,836
200	700	1,200	4,198	2,200	7,697	3,200	11,195	4,200	14,694	5,200	18,192	6,200	21,691	7,200	25,189	8,200	28,688	9,200	32,186
300	1,050	1,300	4,548	2,300	8,047	3,300	11,545	4,300	15,044	5,300	18,542	6,300	22,041	7,300	25,539	8,300	29,038	9,300	32,536
400	1,399	1,400	4,898	2,400	8,396	3,400	11,895	4,400	15,393	5,400	18,892	6,400	22,390	7,400	25,889	8,400	29,387	9,400	32,886
500	1,749	1,500	5,248	2,500	8,746	3,500	12,245	4,500	15,743	5,500	19,242	6,500	22,740	7,500	26,239	8,500	29,737	9,500	33,236
600	2,099	1,600	5,598	2,600	9,096	3,600	12,595	4,600	16,093	5,600	19,592	6,600	23,090	7,600	26,589	8,600	30,087	9,600	33,586
700	2,449	1,700	5,947	2,700	9,446	3,700	12,944	4,700	16,443	5,700	19,941	6,700	23,440	7,700	26,938	8,700	30,437	9,700	33,935
800	2,799	1,800	6,297	2,800	9,796	3,800	13,294	4,800	16,793	5,800	20,291	6,800	23,790	7,800	27,288	8,800	30,787	9,800	34,285
900	3,149	1,900	6,647	2,900	10,146	3,900	13,644	4,900	17,143	5,900	20,641	6,900	24,140	7,900	27,638	8,900	31,137	9,900	34,635
1,000	3,499	2,000	6,997	3,000	10,496	4,000	13,994	5,000	17,493	6,000	20,991	7,000	24,490	8,000	27,988	9,000	31,487	10,000	34,985